

# An Introduction to Editing Libre Pathology

February 2016

Libre Pathology

# Objectives

Log in to Libre Pathology

Gain overview of editing

Understand how MediaWiki tracks changes and how to revert edits

Trying things out!

# Log in

Click on "Log in"

The image shows two screenshots of the Libre Pathology website. The top screenshot shows the 'Main Page' with a 'Log in' link in the top right corner, circled in red. A red arrow points from this link to the bottom screenshot. The bottom screenshot shows the 'Log in' page with the following elements circled in red: the 'Username' input field (containing the placeholder 'Enter your username'), the 'Password' input field (containing the placeholder 'Enter your password'), the 'Log in' button, and the 'Forgot your password?' link. The 'Keep me logged in' checkbox is also visible. To the right of the login form, there is text explaining the login requirements and providing an email address.

Libre Pathology

Main page Discussion Read View source View history Search

## Main Page

Welcome to Libre Pathology! A wiki that's looking for editors!

Log in

Special page Search

## Log in

Username  
Enter your username

Password  
Enter your password

☐ Keep me logged in

Log in

[Help with logging in](#)

[Forgot your password?](#)


Type in username & password then click "Log in"

You must have an account. Don't have one? Email:  
*gettinginvolved@librepathology.org*

"Forgot your password?" - if you don't remember... it can send you email (if an email was entered)

# Editing in MediaWiki – An Overview

**1. CLICK 'Edit'**



Article Talk Read **Edit** View history

## Pathology

From Wikipedia, the free encyclopedia

*This article is about the science of the*

'''Pathology''' (from the [[Ancient Greek]] roots of ''pathos'' ({{lang|grc|παθος}}) and ''logia'' ({{lang|grc|λογία}}), "an account of", is a major field in modern [[medicine]] and [[medical diagnosis|diagnosis]].

Insert

**Edit summary** (Briefly describe your changes)

fixing a typo

By clicking the "Save page" button, you agree to the [Terms of Use](#) and you irrevocably and exclusively authorize the Wikimedia Foundation under a non-exclusive license to use, copy, modify, and distribute your contributions in any form or by any means, electronic or mechanical, including photocopying, recording, and by any information storage and retrieval system, for the purpose of promoting the free encyclopedia project.

**Save page** Show preview Show changes Cancel

**2. TYPE – ENTER TEXT**

**3. CLICK 'Save page'**

# Editing – Libre Pathology

Username here – successful log in

Click on “edit” to start

Michael Talk Preferences Watchlist Contributions Log out


Page Discussion Read **Edit** View history More Search

## Diffuse alveolar damage

Diffuse alveolar damage, abbreviated DAD, is a relatively common lung pathology that is grouped with the diffuse lung diseases and has several clinical correlates.

Contents [hide]

Diffuse alveolar damage  
Diagnosis in short













If not logged in 'Edit' button does not appear!

Michael Talk Preferences Watchlist Contributions Log out

Page Discussion Read Edit View history More Search

## Editing Diffuse alveolar damage


**B**          

'''Diffuse alveolar damage''', abbreviated '''DAD''', is a relatively common [[lung pathology]] that is grouped with the [[diffuse lung diseases]] and has several clinical correlates.

==General==  
Etiology:  
\*Abrupt hypoxemia with pulmonary infiltrates leading to epithelial cell and endothelial cell death not accompanied by cardiac failure.<ref name=Ref\_PCPBoD8\_364>{{Ref PCPBoD8|364}}</ref>

DAD is the histologic correlate of:  
\*Acute respiratory distress syndrome (ARDS).  
\*\*[[AKA]] adult respiratory distress syndrome (ARDS) to differentiate it from '''[[respiratory distress syndrome]]''' in infants.  
\*Acute interstitial pneumonia (AIP).  
\*Transfusion related acute lung injury (TRALI).

# Wikipedia (MediaWiki) – Mark-up Language (Wiki text) Cheat Sheet

Description	What you type	What you get
Italic	<code>''italic text''</code>	<i>italic text</i>
Bold	<code>'''bold text'''</code>	<b>bold text</b>
Section headers	<code>==Heading Text==</code>	Heading Text
	<code>===Heading Text===</code>	Heading Text
	<code>====Heading Text====</code>	Heading Text
Link to another Wikipedia article (Internal link)	<code>[[William Shakespeare]]</code>	<a href="#">William Shakespeare</a>
Link with another displayed title	<code>[[William Shakespeare Shakespeare]]</code>	<a href="#">Shakespeare</a>
Link outside Wikipedia (External link)	<code>[http://www.whitehouse.gov White House website]</code>	<a href="http://www.whitehouse.gov">White House website</a>
Bulleted list	<code>* Bulleted list</code> <code>** Bulleted list</code>	<ul style="list-style-type: none"> <li>• Bulleted list</li> <li>• Bulleted list</li> </ul>
Numbered list	<code># Numbered list</code> <code>## Numbered list</code>	<ol style="list-style-type: none"> <li>1. Numbered list</li> <li>1. Numbered list</li> </ol>
Image with caption	<code>[[File:Example.png thumb Caption text]]</code>	
Your signature for Discussion page	<code>~~~~</code>	<a href="#">Username</a> (talk) 19:50, 6 August 2010 (UTC)
Reference	<code>&lt;ref&gt;[http://example.org Example.org], additional text.&lt;/ref&gt;</code>	Page text. <sup>[1]</sup>
Display references	<code>&lt;references/&gt;</code>	<a href="#">Example.org</a> , additional text



# Revision Tracking and Comparison Pages in MediaWiki – Each Article

The screenshot displays the Wikipedia interface for the article "Pathology". The top navigation bar includes "Article", "Discussion", "Read", "Edit", and "View history". The "Edit" button is circled in red. Below the navigation bar, the "Revision history of Pathology" page is shown. It includes a search bar, a "Browse history" section with filters for "From year (and earlier)", "From month (and earlier)", and "filter", and a "Go" button. A red arrow points from the "Go" button to the "Revision history of Pathology" page. The page lists revisions, with the most recent being "16:12, 8 December 2010" by "Emmanuelm". Below the list, there is a section for "Compare selected revisions" which is also circled in red. This section shows a comparison between the current version and a previous version (16:12, 8 December 2010). The comparison is displayed in two columns, with the left column showing the current version and the right column showing the previous version. The text in the comparison is color-coded: red for additions, green for deletions, and blue for changes. The comparison shows that the previous version was more detailed, mentioning "Ancient Greek" and "pathos".

WIKIPEDIA The Free Encyclopedia

Log in / create account

Article Discussion Read Edit View history Search

## Revision history of Pathology

From Wikipedia, the free encyclopedia  
[View logs for this page](#)

Browse history

From year (and earlier):  From month (and earlier): all

filter:  ☐ Deleted only

For any version listed below, click on its date to view it.  
For more help, see [Help:Page history](#) and [Help:Edit summary](#).  
External tools: [Revision history statistics](#) · [Revision history search](#) · [Contributors](#) · [User edits](#) · [Number of watchers](#) · [Page view statistics](#)

(cur) = difference from current version,  
(prev) = difference from preceding version,  
m = [minor edit](#), → = [section edit](#), ← = [automatic edit summary](#)  
(latest | [earliest](#)) View (newer 4 | older 4) (20 | 50 | 100 | 250 | 500)

[Compare selected revisions](#)

- (cur | prev) 16:12, 8 December 2010 Emmanuelm (talk | contribs) (16,200 bytes) (*Rewrite lead to clarify, better organize*) (undo)
- (cur | prev) 02:31, 4 December 2010 I dream of horses (talk | contribs) m (16,346 bytes) (*Reverted edits by 207.172.162.147 to last version by 24.105.135.80 (GLOO)*) (undo)

Pathology

From Wikipedia, the free encyclopedia  
(Difference between revisions)

Revision as of 02:31, 4 December 2010 (edit) I dream of horses (talk | contribs) m (Reverted edits by 207.172.162.147 to last version by 24.105.135.80 (GLOO)) [← Previous edit](#)

Revision as of 16:12, 8 December 2010 (edit) (undo) Emmanuelm (talk | contribs) (*Rewrite lead to clarify, better organize*) [Next edit →](#)

Line 5:

{{Refimprove|date=November 2010}}

In [\[\[medicine\]\]](#), "**pathology**" is the study and [\[\[medical diagnosis|diagnosis\]\]](#) of [\[\[disease\]\]](#). The [related](#) [\[\[science|scientific\]\]](#) study of disease processes is called "[\[\[general pathology\]\]](#)". Medical pathology is divided into two main branches, [\[\[anatomical pathology\]\]](#) and [\[\[clinical pathology\]\]](#). Medical pathologists work through examination of [\[\[Organ](#)

Line 5:

{{Refimprove|date=November 2010}}

"**Pathology**" is the study and [\[\[medical diagnosis|diagnosis\]\]](#) of [\[\[disease\]\]](#). The word [\[\[wiktionary:pathology|pathology\]\]](#)" is from [\[\[Ancient Greek|Greek\]\]](#) [{{lang|grc|πάθος}}](#), "pathos", "feeling, suffering"; and [{{lang|grc|λογία}}](#), "[\[\[wiktionary:-logia|-logia\]\]](#)".

The details of all edits are kept (1) who changed it, (2) what was changed, (3) when it was done

# Revert to Previous Version of an Article (Undo Edits)

## 1. Click 'View history'

WIKIPEDIA  
The Free Encyclopedia

Main page  
Contents  
Featured content  
Current events  
Random article  
Donate to Wikipedia

Interaction  
Help  
About Wikipedia  
Community portal  
Recent changes  
Contact Wikipedia

Toolbox

3. Click 'Edit'

Article [Discussion](#) [Read](#) [Edit](#) [View history](#)

### Revision history of Pathology

From Wikipedia, the free encyclopedia  
[View logs for this page](#)

Browse history

From year (and earlier):  From month (and earlier):  [Tag](#)

filter:  ☐ Deleted only [Go](#)

For any version listed below, click on its date to view it.  
For more help, see [Help:Page history](#) and [Help:Edit summary](#).  
External tools: [Revision history statistics](#) · [Revision history search](#) · [Contributors](#) · [User edits](#) · [Number of watchers](#) · [Page view statistics](#)

(cur) = difference from current version,  
(prev) = difference from preceding version,  
m = minor edit, → = section edit, ← = automatic edit summary  
(latest | earliest) View (newer 4 | older 4) (20 | 50 | 100 | 250 | 500)

Compare selected revisions

- (cur | prev) • 16:12, 8 December 2010 Emmanuelm (talk | contribs) (16,200 bytes) (*Rewrite lead to clarify, better organize*) (undo)
- (cur | prev) • 02:31, 4 December 2010 I dream of horses (talk | contribs) m (16,346 bytes) (*Reverted edits by 207.172.162.147 to last version by 24.105.135.80 (GLOO)*) (undo)

## 2. Select the version

## 1. Click 'View history'

## 2. Select (click on the date/time) of the (previous) version

## 3. Once the previous version is displayed – click 'edit' (ignore the warning – that one is editing an old version)

## 4. Save changes... like you would save any page edits!



# Trying things out!

If you click 'edit' you can see the wiki text that generated the page

Do play in the sandbox!

<http://librepathology.org/wiki/index.php/LP:Sandbox>

The screenshot shows a web browser window with the address bar displaying `librepathology.org/wiki/index.php/LP:Sandbox`. The page title is "LP:Sandbox". On the left sidebar, there is a circular logo with a histological image and the text "Libre Pathology". Below the logo are links for "Main page", "Recent changes", "Random page", and "Help". A "Tools" section contains links for "What links here" and "Related changes". The main content area has tabs for "Page" (selected), "Discussion", "Read", "Edit", "View history", and "More". The "Edit" tab is active, showing the wiki text: "The **sandbox** is a test page.", "This is a place where things can be tried.", "A reference follows this sentence.<sup>[1]</sup>", and "Another references follows this sentence.<sup>[2]</sup>". A "Contents [hide]" section shows "1 Section". On the right, there is a histological image of tissue with purple nuclei and pink cytoplasm/extracellular matrix.

LP: Sandbox - Libre P... x +

librepathology.org/wiki/index.php/LP:Sandbox

Michael Talk Preferences Watchlist Contributions Log out

Page Discussion Read Edit View history More Search

## LP:Sandbox

The **sandbox** is a test page.

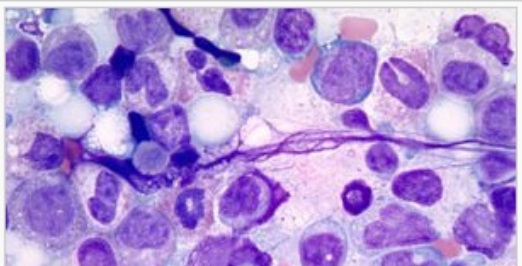
This is a place where things can be tried.

A reference follows this sentence.<sup>[1]</sup>

Another references follows this sentence.<sup>[2]</sup>

Contents [hide]

1 Section



# Questions?

A longer version of this document exists – that is more verbose and has more details

[gettinginvolved@librepathology.org](mailto:gettinginvolved@librepathology.org)

# Acknowledgments

Memorial University of Newfoundland  
Pathology Residents (St. John's, NL)

Dr. Michael Bonert (Hamilton, ON)

Wikipedia – cheatsheet, screenshots

© 2016 CC-BY-SA

<https://creativecommons.org/licenses/by-sa/3.0/>